



Parent/carer experience




Sign in


1. Parents/carers visit portal.outwood.com (linked from the academy website)
2. They are sent a “magic link” by email to securely sign in

Your email address

The address must match the contact details held by the school.

[← Back](#) [Continue](#)



 **PORTAL**

Your magic link

You asked us to send a link to access the Outwood parent & carer portal used at your child's school. Click on the link below to continue.

[Sign in](#)

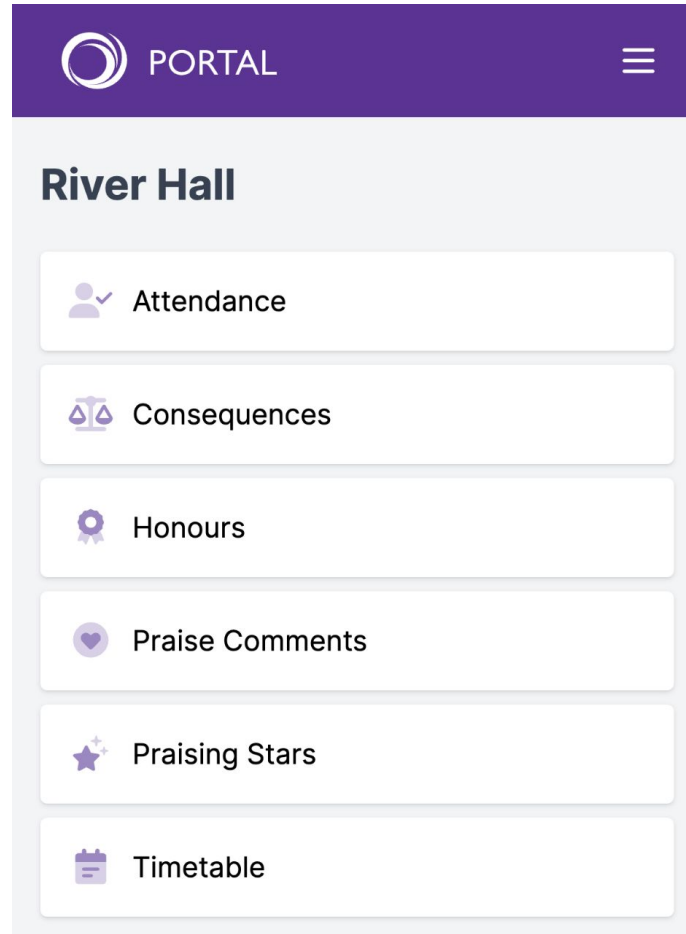
The link will work for one hour. After that, you'll need to [request a new link](#).

If you did not request a link, you can safely ignore this email.

Landing page

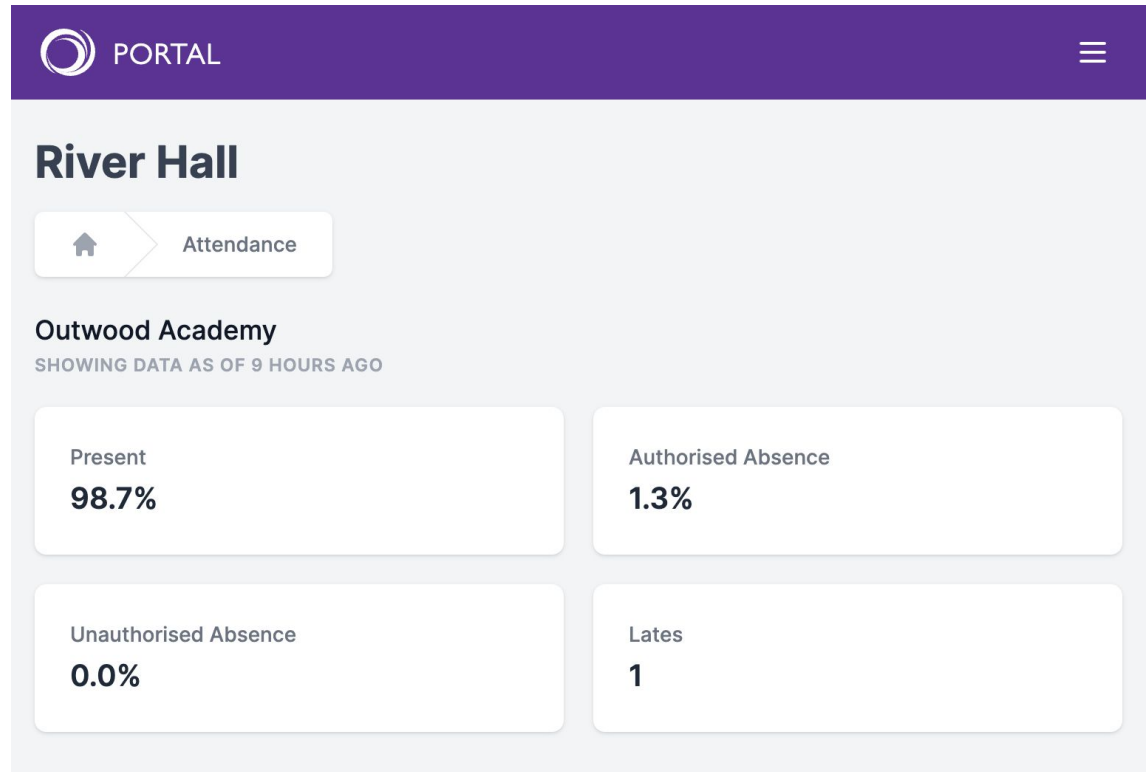
Links to available areas.

Parents with >1 child can switch between student (not shown).



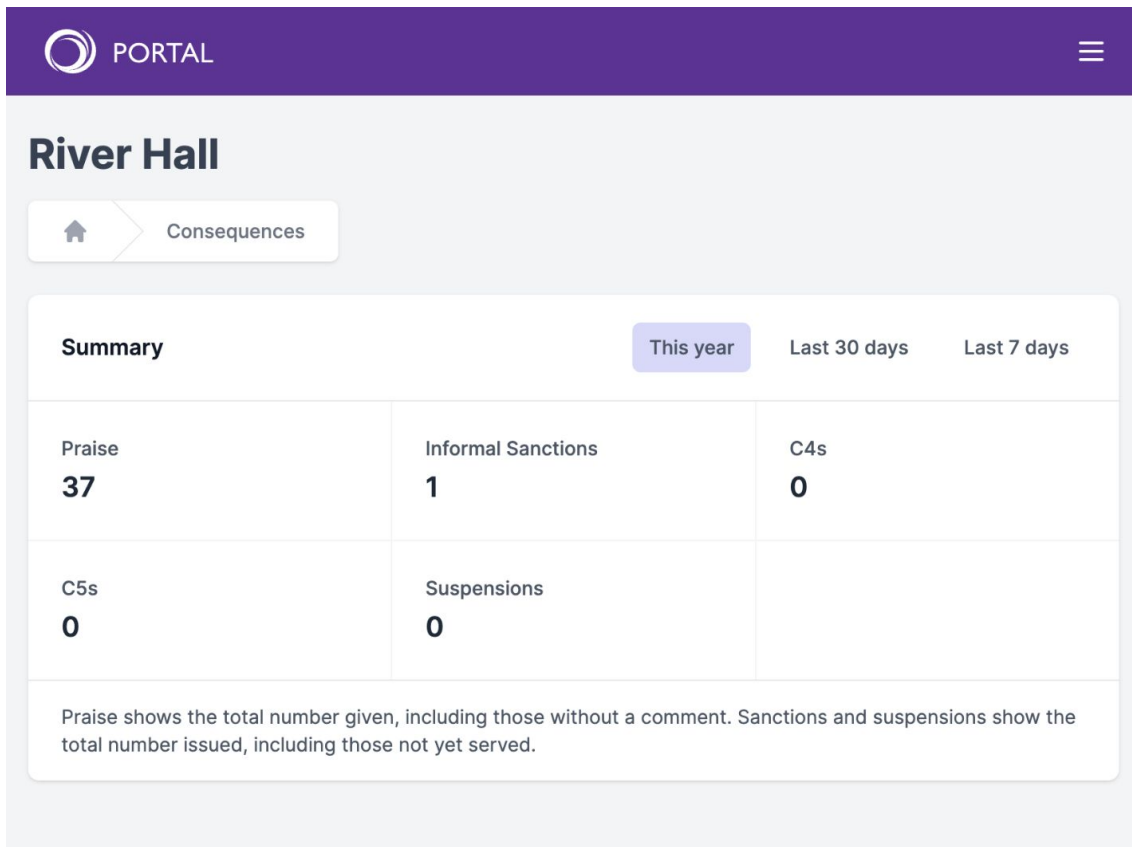
Attendance

High-level attendance figures are provided.



Consequences

High-level consequences figures are provided.



Honours

Awarded badges and outstanding badge requests are shown. You can browse/search all available badges and learn more about how to achieve them.

Students accessing the portal using their academy Google account can also request badges (parents/carers receive a read-only view of Honours).

Honours is currently for all Y7 and Y8 at some schools.

The screenshot shows the 'River Hall' Honours portal. At the top is a purple header with the 'PORTAL' logo and a hamburger menu icon. Below the header, the page title 'River Hall' is displayed. A navigation breadcrumb shows a home icon followed by 'Honours'. The main content area features a 'My Statistics' section with three data points: '0 Badges awarded this year', '0 Badges awarded in total', and '98 Badges available to achieve'. Below this are two sections: 'My Badges >' and 'Requested Badges >', each with a partially visible chart area.

PORTAL

River Hall

Home > Honours

My Statistics

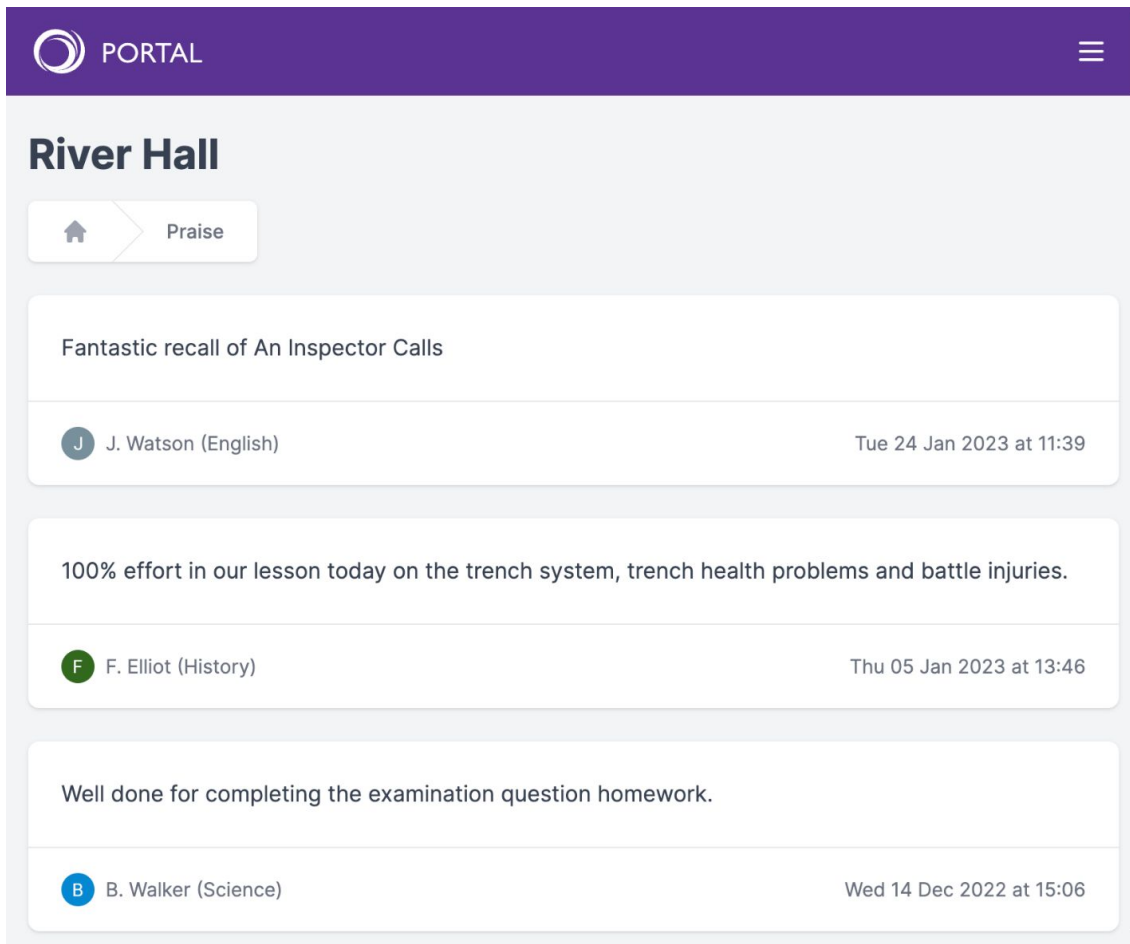
0	Badges awarded this year
0	Badges awarded in total
98	Badges available to achieve

My Badges >

Requested Badges >

Praise comments

All of the student's Praise comments are provided.



The screenshot shows a web portal interface with a purple header. The header contains the 'PORTAL' logo and a hamburger menu icon. Below the header, the page title is 'River Hall'. A navigation bar shows a home icon and a 'Praise' button. The main content area displays three praise comments, each in a white box with a light gray border. Each comment includes the text of the praise, the author's name and subject, and the date and time.

PORTAL

River Hall

Home > Praise

Fantastic recall of An Inspector Calls

J. Watson (English) Tue 24 Jan 2023 at 11:39

100% effort in our lesson today on the trench system, trench health problems and battle injuries.

F. Elliot (History) Thu 05 Jan 2023 at 13:46

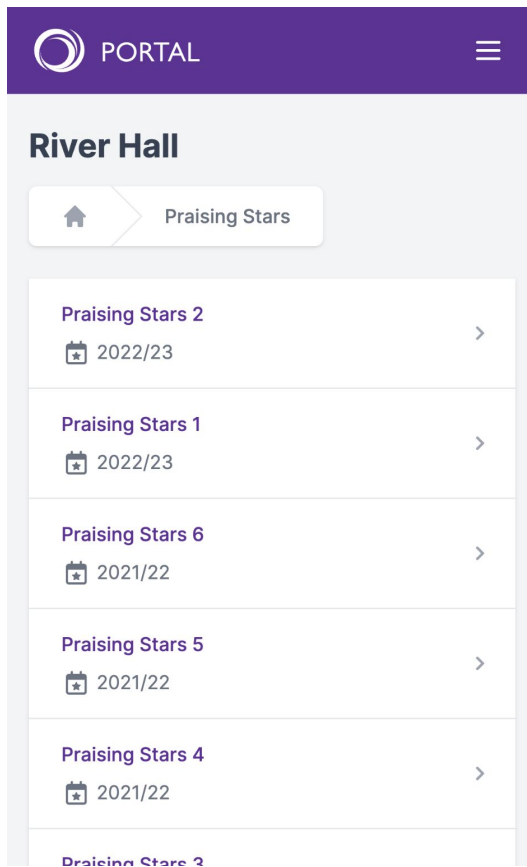
Well done for completing the examination question homework.

B. Walker (Science) Wed 14 Dec 2022 at 15:06

Praising Stars

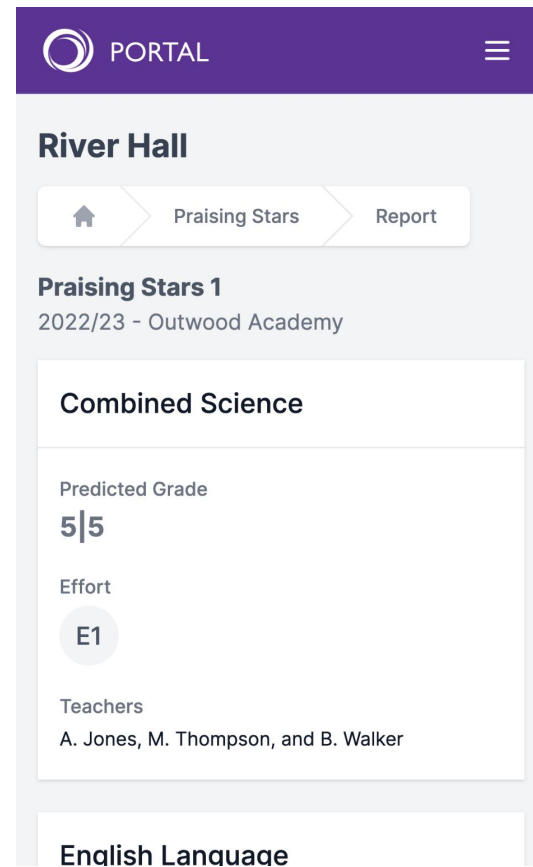
All of a student's Praising Stars reports are available.

Each report includes the same information as a printed report, adapted for display on a screen.



The screenshot shows the PORTAL app interface for River Hall. At the top, there is a purple header with the PORTAL logo and a menu icon. Below the header, the title "River Hall" is displayed. A navigation bar contains a home icon and a "Praising Stars" button. The main content area lists several Praising Stars reports, each with a title, a date icon, and a right-pointing arrow. The reports are:

- Praising Stars 2 (2022/23)
- Praising Stars 1 (2022/23)
- Praising Stars 6 (2021/22)
- Praising Stars 5 (2021/22)
- Praising Stars 4 (2021/22)
- Praising Stars 3 (2021/22)



The screenshot shows a detailed Praising Stars report for River Hall. At the top, there is a purple header with the PORTAL logo and a menu icon. Below the header, the title "River Hall" is displayed. A navigation bar contains a home icon, a "Praising Stars" button, and a "Report" button. The main content area displays the following information:

- Praising Stars 1**
- 2022/23 - Outwood Academy
- Combined Science**
- Predicted Grade: **5|5**
- Effort: **E1**
- Teachers: A. Jones, M. Thompson, and B. Walker
- English Language**

Timetable

A student's timetable is provided.

You can scroll through two weeks of timetable.

The screenshot shows the PORTAL app interface. At the top, there is a purple header with the PORTAL logo and a menu icon. Below the header, the location "River Hall" is displayed. A navigation bar contains a home icon and a "Timetable" button. The date "Wed 25 Jan 2023" is shown with navigation arrows. The main content area lists classes for "Outwood Academy":

- 08:25 Tutor Groups**
Location: G2, Teacher: T. Taylor, Room: 11/France
- 08:45 English Literature**
Location: E22, Teacher: J. Watson, Room: 11/Li

Xpressions



Sign in to your account

Username*

[Recover Your Username](#)

Username

Password*

[Reset Your Password](#)

Password

Log On

Or

Register

iPay

Transaction History

WEEK	MONDAY	TUESDAY	WEDNESDAY	THURSDAY	FRIDAY
Monday 01/05/2023			All Day Hot Wrap x1 Cookie/Biscuit 60p x1	All Day Main Meal x1 Large Water x2 Cookie/Biscuit 60p x1	All Day Main Meal x1 Large Water x1 Sweet x1
Monday 08/05/2023		All Day Large Water x1 Sausage Roll x1 Hot Wrap x1 Cookie/Biscuit 60p x1	All Day Large Water x1 Main Meal x1 Cookie/Biscuit 60p x1	All Day Radnor Fruits x1 Cookie/Biscuit 60p x1 Sandwich E x1	All Day 1/2 Bagel x1 Main Meal x1 Curry/Gravy x1 Cookie/Biscuit 60p x1 Large Water x1
Monday 15/05/2023	All Day Panini x1 Main Meal x1 Cookie/Biscuit 60p x1	All Day Bagel x1 Main Meal x1 Cookie/Biscuit 60p x1	All Day Hot Wrap x1	All Day Main Meal x1	All Day Chips x1 Curry/Gravy x1

If you need help and support please email us or pop into school.

Google Classroom

Choose to opt-in allow your guardians to receive regular email updates about your online learning

[Click Here to Opt In](#)

[Home](#) [Students](#) [Parents/Carers](#)

Google Classroom

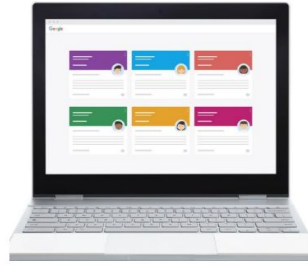
[Guardian Summaries - Edu Info](#)



Students



Parents



Teachers

Year 11 Enterprise

Mrs Colledge-Smith & Mr Alyas

 Customise

 Meet



Generate link

Class code



uscrmul 



Announce something to your class



Michelle Colledge-Smith posted a new assignment: Break Even

21 Sept



Michelle Colledge-Smith posted a new assignment: Revenue & Profit

19 Sept (Edited 21 Sept)



Google Classroom Guardian Guide

What is Google Classroom Guardian Support?

Google Classroom guardian summaries allow parents and carers to opt-in to receive regular email updates about their child's work and classes. These emails, known as guardian email summaries, include information about missing work, upcoming work, and class activity including announcements and questions posted in the class stream. They are automatically generated and do not require any extra work on the behalf of the teacher.

What will guardians receive?

Guardians can choose the frequency of the emails; either daily (Monday to Friday) or weekly.

They do not get access to Google Classrooms and do not see the work itself or comments/grades.

The only student information they see is their child's first name.

Subject/class name

Due date (red if overdue)

Title of the assignment

Instructions
This is marked as 'optional' in Google Classroom when setting the assignment, but is helpful if guardians know what the work is.

Guardians do not see any attached files or returned grades. Private comments are only between the student/teacher.

Before you begin

You can get email summaries sent to any email address. However, to view or update email summary settings, you need a Google Account. With a Google Account, you can change the frequency of your emails, update your time zone, see the students connected to your account, and unsubscribe from email summaries. For details, go to [Create a Google Account](#).

If you unsubscribe from email summaries, you're still connected to a student as long as you have a Google Account. Otherwise, unsubscribing removes you as a guardian.

You can only get summaries if your student is using Classroom with a Google Workspace account, which looks like *student_name@school.edu*. If you're not sure, ask the teacher or school administrator.

Get email summaries

To get email summaries of your student's work, you must accept an email invitation from a teacher or administrator. You have 120 days to accept an invitation before it expires. You can unsubscribe from summaries or remove yourself as a guardian at any time.

1. The teacher or administrator emails you an invitation to join your student's class.
2. In your email program, open your email invitation.
3. Click Accept.
If you're not the guardian, click I'm Not The Guardian.
4. Click Accept to confirm.

When you accept an invitation, you and your student get an email confirmation.

Why do students need to opt-in?

- They must consent to sharing information, similar to how Praising Stars reports are distributed to students rather than directly to guardians
- We obtain consent from the guardian via the student to ensure we can provide their email address to Google for this purpose
- Helps to ensure guardians' email addresses are up to date and accurate

How does a guardian opt-out of receiving the emails?

They can click the link to 'unsubscribe' at the bottom of any emails they receive.

MyOn

MyOn is an online reading platform which allows student to access books within school and at home.

MyOn is always updating offering new books and newspaper articles for student to read on a daily basis. Currently there are over 5,000 books available.

All students at City Fields have access to a MyOn account.



The screenshot shows the MyOn login interface. At the top left is the 'RENAISSANCE myON' logo, and at the top right is a 'Login' button. The background features a young girl smiling while reading a book. Overlaid on the right is a login form with the following fields: 'School Name' (Required) with 'CITY FIELDS' entered, a dropdown menu showing 'Outwood Academy City Fields' and 'Outwood Academy City Fields', and 'Password' (Required). A green 'Sign In' button is at the bottom of the form. Below the form, a blue banner contains the text: 'myON is here to help ensure your students can keep reading and learning even if schools close. To support you and your students, please see the learning and implementation' with a white arrow pointing to the left.

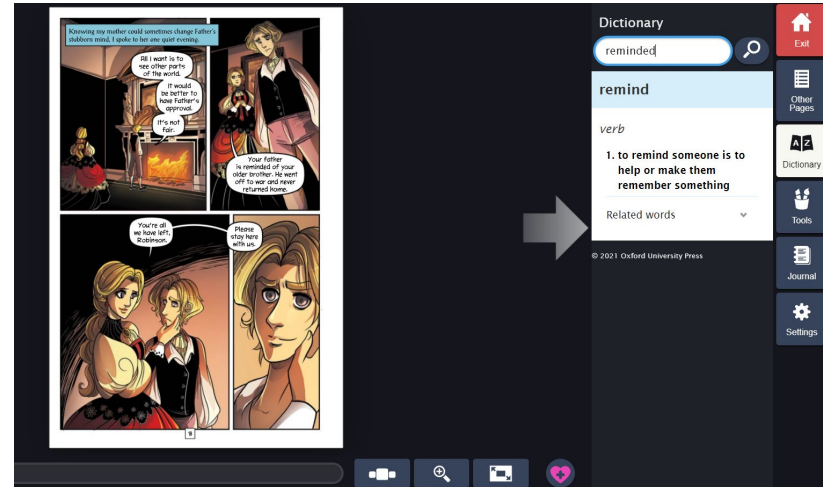
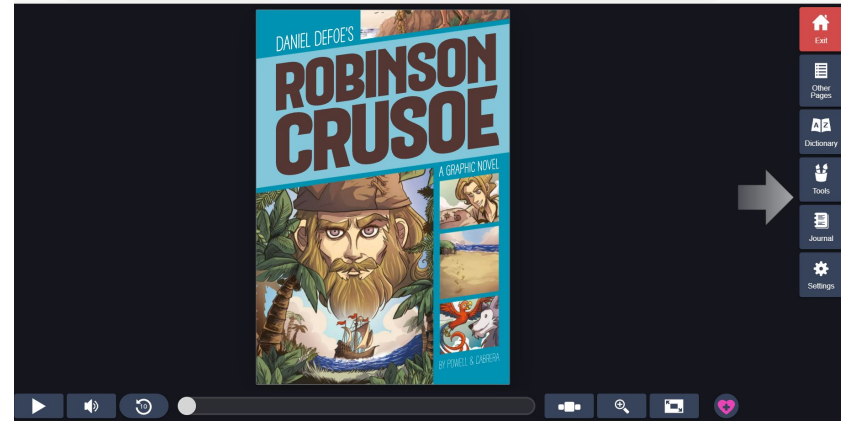
MyOn

Myon is tailored to each individual student recommending books based on their interests and reading age.

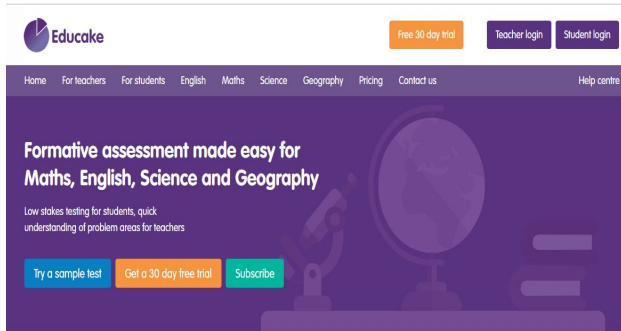
MyOn is an interactive platform which can be used in a number of different ways. Students can read the books to themselves, record themselves reading the books or listen to the book.

After finishing a book or articles students will complete a quiz to check their understanding of the book and information.

MyOn has lots of features to support students while reading/listening for example the online dictionary and journal.



Educake



Educake is an online resource that provides students with a new and innovative way of completing homework and improving their knowledge.

We want students to concentrate on achieving their full potential and we strongly believe by supplementing learning in the classroom with independent learning students will have a far greater chance of succeeding.

How can students access Educake?

Students can use a number of devices to access Educake that include;

- **mobile phone (app available)**
- **ipad**
- **laptop**
- **PC**

Students can complete their Educake both in and out of school.

- **Library is available from 8am before school.**
- **Thursdays after school in science, S6 from 2:30-3:30.**

Formative assessment made easy for Maths, English, Science and Geography

Low stakes testing for students, quick
understanding of problem areas for teachers

[Try a sample test](#)[Get a 30 day free trial](#)[Subscribe](#)

Homework is set weekly.

**New homework is made
available at the start of the
week on a Monday.**

**Students are given a whole
week to complete their
homework.**

How to log into Educake?



Cain Beasley

Year 10, Class 10X1

User: cainb0006

Password: jaig

Try a sample test

Get a 30 day free trial

Free 30 day trial

Teacher login

Student login

ish

Maths

Science

Geography

Pricing

Contact us

Help centre

made easy for
and Geography

Students should have their login details for Educake in their planners.

Click here and enter your log in details. You maybe asked for your surname, this is only the first time you log in.

<https://www.educake.co.uk>

- 2 Set yourself tests for revision
- 3 View your test results
- 4 See how well you know each topic

This is the test students need to complete, click on the play button.

Your teachers have set you 1 new test...

Hide New Tests 

Subject	Test name	Set By	Questions	End Date
Physics	Magnets	Mrs Myers	19	In 5 days



Educake Smart Assistant suggests the following tests for you...

Subject	Test name	Questions
Physics	Learn something new in this test	15
Biology	Twenty random questions	20
Chemistry	Test on a new topic for you	20

Educake have other suggested tests to have a go at.

Question 2 of 19

1 ✓ 100 %

Look at the diagram. Will magnet 1 attract or repel magnet 2?

repel

attract

Question 1 of 19

0 ✓ 0 %

Look at the diagram. Will magnet 1 attract or repel magnet 2?

Enter your answer

Submit



The question format in Educake

- True/false
- Short answers
- Fill in the gaps
- Label diagrams / graphs

What support is available for students when completing Educake?

- Links to key websites such as BBC Bitesize, Oak National Academy and Outwood Science.
- Google classroom
- Classroom books
- Revision guides
- Using the query tab in Educake
- Ask the science teacher!

How will science teachers use Educake in lessons?

Staff can use the Educake to address any misconceptions, target students not doing well and support them, praise students, use questions from Educake during lessons to bridge the learning gap.

My Educake > GCSE Science Test Results

Show Help

Test ID: 4726978

Name / Main Topic	Year	Class	Completed	Start Date	End Date
Magnets	11	All	1 / 13	06-09-2019	13-09-2019

	All	Q1	Q2	Q3	Q4	Q5	Q6	Q7	Q8	Q9	Q10	Q11	Q12	Q13	Q14	Q15	Q16	Q17	Q18	Q19
Devlin Rankin	84%	✓	✓	✓	✓	✓	✓	✗	✓	✓	✓	✓	✓	✓	✓	✓	✓	✗	✗	✓

View Your Progress >

Take test again >

Rewards

The top 10 highest scorers, from each year group, each half term, will go home with cake/donuts to celebrate their hard work and efforts.

Educake is celebrated wholeschool wide as well as across the trust.



Dr Frost - Maths Homework

Set weekly by the teacher to consolidate learning.



Trophies 2/37

Points This Year 30

Mastery
1 0 0

What to work on next?

Start a Practice

- 83 Expand a single bracket.
- 103 Understand the order in which operators in an expression are evaluated according to BIDMAS.

Review Progress

YOUR COURSES
GCSE Higher
+Add Course

Notifications

- You have been set a task by your teacher Ms M McDonagh. Click to start it.
1 HOUR AGO
Expand and simplify
- You have been set a task by your teacher Ms M McDonagh. Click to start it.
23 HOURS AGO
Expanding Brackets
- You have been set a task by your teacher Ms M McDonagh. Click to start it.
3 DAYS AGO
Flexible expand single bracket
- You have been set a task by your teacher Ms M McDonagh. Click to start it.
4 DAYS AGO
K83d Expand two sets of single brackets and collect like terms, K83e Expand two sets of single brackets where the second bracket has a negative coefficient, K...
- You have been set a task by your teacher Ms M McDonagh. Click to start it.
6 DAYS AGO
Y9 Expand and simplify

My Homework

- Expand and simplify
Due 21 hours from now
- Expanding Brackets
- Flexible expand single bracket
Due 21 hours from now

Review All



To experience a task as a student, click on a homework task to begin.

Student View

Dr Frost - Maths Homework

What a question looks like?



The screenshot shows the Dr Frost Maths Homework interface. At the top, there is a navigation bar with the 'dfm' logo, the text 'KSS4 - Algebra - Formulae and Simplifying Expressions', and the task 'K80d: Collect like terms without powers.' A 'Watch Worked Example' button is also present. A toolbar with icons for pen, eraser, and text is visible. Below the navigation bar, a list of questions from Q1 to Q19 is shown, with Q1 selected. The main question area displays 'Simplify' followed by the expression $2p - 5q + 7p + 4$. A text input box contains the answer $9p - 5q + 4$, and a 'Submit Answer' button is below it. To the right, a side whiteboard shows the handwritten expression $2p + 7p - 5q + 4$ with a wavy line underneath. At the bottom, a mathematical keypad is visible.

dfm KSS4 - Algebra - Formulae and Simplifying Expressions
K80d: Collect like terms without powers. Watch Worked Example

Q1 Q2 Q3 Q4 Q5 Q6 Q7 Q8 Q9 Q10 Q11 Q12 Q13 Q14 Q15 Q16 Q17 Q18 Q19 COMPLETION 0%

Simplify
 $2p - 5q + 7p + 4$

Submit Answer

Students type their answer in the box and can use the keypad below to input their answers using correct mathematical notation.

Students can record working on the side whiteboard by clicking the pen icon.

Video help is accessible within the task.

$2p + 7p - 5q + 4$

Maths ABC Funks Syms

Dr Frost - Maths Homework

Tracking progress and completion (closing gaps and misconceptions)



The screenshot shows a progress dashboard for 'Algebra review' (All of 7HB). It features a grid of colored cells representing completion status for 15 questions (Q1-Q15) across seven individuals. The color scale ranges from green (completed) to red (incorrect). A callout box with an arrow points to the first individual's row.

	Q1	Q2	Q3	Q4	Q5	Q6	Q7	Q8	Q9	Q10	Q11	Q12	Q13	Q14	Q15
13/15 ✓ 145 mins	✓	✓	✓	✓	✓	✗	✓	✓	✓	✓	✗	✓	✓	✓	✓
9/15 ✓ 100 mins	✓	✓	✗	✓	✓	✗	✓	✗	✗	✓	✗	✓	✓	✓	✗
9/15 ✓ 60 mins	✓	✓	✗	✓	✓	✗	✓	✓	✗	✓	✗	✗	✓	✓	✗
13/15 ✓ 27 mins	✓	✓	✓	✓	✓	✓	✓	✓	✗	✓	✗	✓	✓	✓	✓
12/15 ✓ 748 mins	✓	✓	✓	✓	✓	✗	✓	✓	✗	✓	✗	✓	✓	✓	✓
13/15 ✓ 2178 mins	✓	✓	✓	✓	✓	✓	✓	✓	✗	✓	✗	✓	✓	✓	✓
13/15 ✓ 30 mins	✓	✓	✓	✓	✓	✗	✓	✓	✓	✓	✗	✓	✓	✓	✓

Click on an individual to review their responses, including their previous attempts, and to leave feedback.